



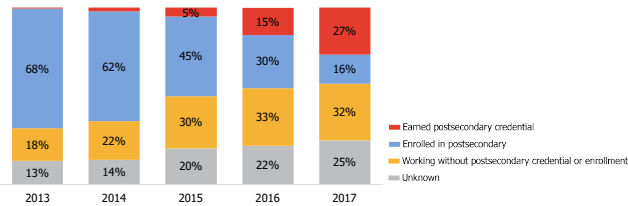
Opportunity Youth Panel

Innovating Georgia's Workforce Pipeline
Conference 2019

PROMOTING EXCELLENCE IN GOVERNMENT

Over 68% of high school graduates enroll in post-secondary education one year after graduation; 27% of them have earned a credential 5 years later.

All Georgia Public High Schools, Graduating Class of 2012

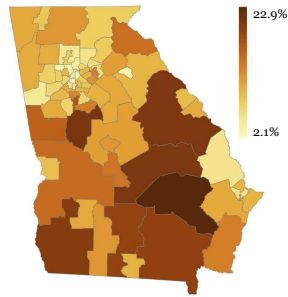


Source: Governor's Office of Student Achievement High School Outcomes Dashboard



PROMOTING EXCELLENCE IN GOVERNMENT

Statewide, nearly 10% of Georgians aged 16–24 are not enrolled in school, working, or seeking employment. These opportunity youth are found in higher percentages in rural Georgia.



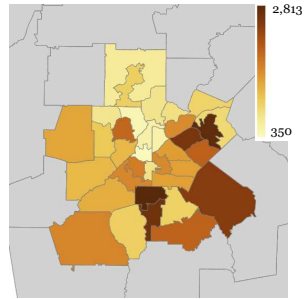
Source: U.S. Census Bureau.
Note: The American Community Survey (ACS) Public Use Microdata Sample (PUMS) Researcher shows the full range of population and housing unit responses collected on individual ACS questionnaires, for a subsample of ACS housing units and group quarters persons. PUMAs are Public Use Microdata Areas.



PROMOTING EXCELLENCE IN GOVERNMENT

Metro Atlanta O.Y.

County	% Opportunity Youth	
	Opportunity Youth	Total Youth
Clayton	5,433	36,736
Coweta	1,644	15,787
Henry	2,940	28,300
Rockdale	2,444	24,574
Gwinnett	10,721	110,383
DeKalb	6,358	81,728
Faulding	1,364	18,409
Fayette	995	13,773
Douglas	1,204	17,669
Cherokee	1,639	25,438
Cobb	5,339	87,734
Fulton	7,826	130,938



Source: U.S. Census Bureau.
 Note: The American Community Survey (ACS) Public Use Microdata Sample (PUMS) files show the full range of population and housing unit responses collected on individual ACS questionnaires, for a subsample of ACS housing units and group quarters persons. PUMAs are Public Use Microdata Areas.
